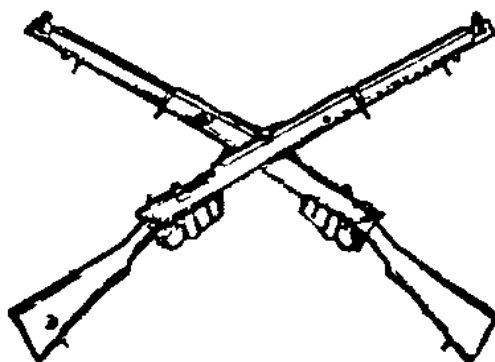


**The
ANZAC
Range**

Service Rifle

Championships 2010



**September 11-12
2010**

MILITARY RIFLE CLUBS ASSOCIATION

The ANZAC Range MRCA Service Rifle Championships is an open invitation event to service and sporting rifle users and devotees of service discipline.

The two days of competition will be held on the Service Classification Range on the southern side of the ANZAC Range at Malabar.

It is a two day event. Competitors who wish to, may however, compete on Saturday or Sunday only.

Permission has been granted by the NSW Rifle Association to use the revised Chapter 16 of the SSRs, due for implementation in 2011, for this competition.

To cater for all competitors, the 2 days of centrefire service events will have categories for Standard, Modified, Sniper and Open Class events, thereby affording all forms of centrefire rifle the opportunity to be involved. These classifications of rifles will allow competitors to choose to use any one of a variety of rifles whilst retaining the integrity of the service discipline.

The ANZAC Range Service Rifle Championships have been so named as a tribute to the history of the ANZAC Range, Malabar and to all those who have served, are serving, or will serve, in war and peace to preserve the values that Australians uphold. A brief commemoration ceremony will precede the beginning of the Service Rifle Championships.

We congratulate you on being part of our annual championships event.

The Organisers

1- Service Rifle Championships (Day 1)

Saturday - September 5 (9 am start - 58 rounds reqd)

Gradings A, B & C – (1st -3rd)

Stage 1 – **The Fromelles** (24 rounds) 300m prone
(4 sighters not to count)
10 round Deliberate on 4ft target
followed by
10 round Rapid (60 secs) on 4ft target (Scored V, 5, 4, 3,
2)

Stage 2 - **The Sea of Marmara** (22 rounds) 200m sitting
(2 sighters not to count)
10 Rapid (90 secs) on Fig 11 (scored inner/outer)
followed by
10 round Single Snap (4 secs exps – off time approx 10
secs) on Fig 11(hits only)

Stage 3 - **The Ctesiphon** (12 rounds) 100m – standing and prone
(2 sighters not to count)
5 round Single Snap (4 secs exps- target then off for 20
secs) on Fig 12
followed by
5 round Rapid (25 secs) on Fig 12 (scored V,5,4,3)

Awards- Each range – Grades with medals 1st-3rd
Day One Aggregate – **The Gona** - Grades – Medals 1st- 3rd

Note:

1-Tied scores will be broken by a countback to the Stage 1 score.
2- Timings for Sniper and Open Class may be varied at the discretion of the Range Officer/s, in consultation with the organisers. Such could be done to allow reloading time for less than 10 round magazines, but will NOT be used to provide additional ‘ON’ time of targets.

2- Service Rifle Championships (Day 2)

Sunday - September 6- 9am start (56 rounds reqd)

Gradings A, B & C (1st -3rd)

Stage 1- The Port Moresby (12 rounds) 300m prone
(2 sighters not to count)
10 rounds Deliberate (90 secs) on 4 foot target (Scored V,5,4,3,2)

Stage 2 – The Java Sea (22 rounds) 200m sitting
(2 sighters not to count)
10 round Rapid on Fig 11 –(60 secs – 30 secs on, 20 secs interval, 30 secs on) (Scored V, 5, 4, 3)
followed by
10 round alternating Single Snap on Fig 12 & Fig 13 (Fig 13 in frame; Fig 12 turning on for 4 secs and off for 15 secs) (Inner 5/outer 4 scoring on Fig 12 and Fig 13)

Stage 3 – The Long Tan (22 rounds) 100m standing
(2 sighters not to count)
10 round Double Tap on a Fig 12 (scored as hits only) (8 secs exps with 10 secs off)
followed by 30 sec break into...Prone
5 round Single Snap (4 secs exps) on Fig 14
followed by
5 round Rapid (25 secs) on Fig 14
(All 10 on Fig 14 scored inner 5/outer 4)

Awards- Each range – Grades with medals 1st-3rd
Day Two – **The Tobruk** - Grades – Medals 1st- 3rd

Stage 4 – Teams of 4 – **The Bismarck Sea** - 200m 5 shots each on Fig 12 – rapid (25 secs). Each competitor to contribute \$5. In the spirit of the event each team is to have at least one B and one C grade member). Prizes 1st-3rd.

Grand Aggregate

Days One and Two – **The Kokoda** (1st-3rd in Grades A-C)

1- General Information

Classifications (refer to SSRs Ch 16 – 2011 Edition).

There are four classes of rifle. Rifles will be categorised according to the Ch 16 revision of the SSRs.

- Standard
- Modified
- Sniper
- Open

Note: 1-The SSRs referred to are chapter 16 of the Standard Shooting Rules of the NRAA – a copy of the rifle categories is included in this package.

2-Awards/Prizes

A-Summary

Awarding of medals in all categories will be in accordance with expected competitor numbers. In Standard, Modified, Sniper and Open classifications, shooters will compete in Grades of A, B, C. (see 13 Gradings for more information).

B- Qualifications

- Standard and Modified qualify for Awards in Grades – These rifles compete towards the ‘Tobruk Cup’ (Standard or Modified- one of each) thus named. These rifles qualify for grade prizes for each day, at each range and for daily and total match aggregates.
- Scoped and Open qualify for Awards in Grades –These rifles qualify for grade prizes for each day, at each range and for daily and total match aggregates.

C- Trophies

Winners’ names in each of the Service Categories will be placed on trophies “The ANZAC Service Trophy” and “The ANZAC Modified Service Trophy”.

D-Patches

Standard	(15 Patches; 1st-15th)
Modified	(12 Patches; 1st- 12th)
Sniper	(3 Patches; 1st- 3rd)
Open	(5 Patches; 1st- 5th)
Under 25	(1 Patch)
Best Veteran (65+)	(1 Patch)
Best Lady	(1 Patch)

3- Entry fees

2 day entry	\$60
1 day entry	\$35
Team match entry	\$5 (Day 2 only)

Note: Entry fee includes a lunch of sausage sandwich, piece of fruit and a can of drink on each of Day 1 & 2.

4- Change of Rifles

Competitors may use more than one category of rifle – a different one for each day, BUT they will make themselves ineligible for consideration for a prize for the overall aggregate (they will, however, be eligible for the daily aggregate medals on each of the days).

It is the responsibility of any shooter choosing to do this to seek out a scrutineer on day two, have their rifle scrutineered and the correct category of rifle entered on their score cards.

5- Scoring

All scoring will be done in the butts. Service practices will be scored in the butts, scores radioed through to a Mound Stats (competitor to hear and if desired, challenge). It is anticipated that there will be two score takers in the butts and two score radios on the mound – this should ensure we are able to proceed in a timely fashion.

Inner/outer scoring when used on Fig 12 and 11 will be Inner (V or 5) scoring 5 points and Outer (4, 3) scoring 4 points. Fig 13 and Fig 14 targets will have a circle scribed in their centre. Scoring will be Inner (5 points) for holes on the circle or cutting its perimeter. Outer (4 points) will be those inside the scoring area but outside the circle.

6-Marking

Targets will be marked using spotting discs ONLY at all ranges. Spotting discs will be shown alternate white and red with V white, 5 red, 4 white, 3 red, 2 white. Shots falling outside the scoring area WILL NOT be spotted. When scoring Inner/Outer, Inners are to be indicated with white spotting discs and Outers red. **Markers are urged to be accurate in using this system.**

7-Butts Duties and Squadding Details

Competitors will be squadded according to the numbers competing and their rifle classifications. Most probably, competitors will be split into two groups with approximately half of the competitors being in the butts and half on the mound. We also anticipate there will be one group of targets for Standard and Modified and another for Sniper and Open, with both groups operating under different Range and Butts Officers.

8-Opening and Presentation Ceremonies

We anticipate that a senior member of the NSWRA, will be our special guest and presenter at our awards ceremony at the end of Day 2. Day One presentations will be held on the 300m mound at the end of the day and Day Two's ceremony will be held in the Dehn Auditorium.

9-Amenities

Showers and toilets are available on the range. Camping arrangements can be made through the NSWRA Office.

10- Allocation to a Classification –At the beginning of each of the matches there will be a number of scrutineers who will classify rifles and mark score cards accordingly. Throughout the championships, scrutineers may randomly check and mark score cards accordingly.

11-Scoring - Individual service events are to be scored before progressing to next stage.

12- Timings – IN the Standard and Modified categories, all competitors may use charger clips to reload when necessary. As a result of this, there is no extra time allowance for 5 round magazine rifles such as Swedish Mausers or M17s.

13- Gradings – This information is provided as a guide only. The grading system implemented for the Championships will be that indicated in the SSRs. For the information of visitors to the MRCA, the largest Service Rifle Association in NSW, the Military Rifle Clubs Association, utilises the following gradings. (Competitors are awarded a grade based on 3 scores at each of 100, 200 and 300M (ie average of a total of 9 matches over a 12 month period).

M - Master 91-100

A - 81-90

B -71-80

C -61-70

D 60 and less

Officials of clubs outside the MRCA should consider the above system when awarding their members a grade for this match, to ensure they are entered onto both a competitive and fair division.

Competitors from previous years have been awarded a grade based on their previous year's results. This can only be varied with the consent of the Statistician.

14- Dispute Resolution


The various aspects of this match, as outlined in this booklet provide a guide to the conduct of this competition. Any dispute or issue arising during the match will be referred to the Scrutineers, Range or Butts Officers or ultimately the Coordinators. The Coordinators' ruling on all matters is final.

A Brief History of the Match Names

- **Fromelles** – Fromelles was a village in northern France, south of Armentieres, near where Australian troops took part in their first Western Front battle on July 19, 1916. Despite a seven hour bombardment prior to the attack the Germans manned defences as soon as the barrage ended. The Australian 5th divisions, especially, was virtually destroyed, with the Germans considering the attack as no more than a ‘demonstration’.



- **Sea of Marmara** This was the scene of a naval episode from 25-30 April 1915. The Australian Submarine, AE2, commanded by Lieutenant-Commander Henry Stoker, RN proceeded through minefields, through the Dardanelles, into the Sea of Marmara, with orders to generally ‘run amok’. AE2 fired torpedoes, 8 unsuccessfully, at a number of ships. It was finally detected and forced to the surface, where its commander chose to scuttle it and surrender its crew. Whilst creating little physical damage, the AE2 had been of



immense psychological advantage in setting the pattern for future submarines and in supporting the army's efforts on Gallipoli.



- **Ctesiphon** – Fought 22-25 November 1915, between British and Turkish forces on the Tigris


River in Mesopotamia (Iraq). The Australian part in this battle involved members of the Australian Flying Corps serving with No. 30 Squadron, Royal Flying Corps. The Australians assisted with both the preparatory and battle stages. Captain Thomas White (AFC) successfully flew nearly 100 kms and then blew up communications lines. He and his observer were later captured. A second member of AFC flew reconnaissance patrols to keep the British commander aware of the situation.

- **Gona** – This was a former mission station on the north east coast of New Guinea. It was the northernmost of three Japanese strongpoints extending over 18km to Cape Endaiadere and the first to be captured by Allies in fighting from November 22 to December 9, 1942. The battle involved attack of strong Japanese defensive positions. Following a number of unsuccessful attacks against them the Japanese eventually attempted a breakout that involved severe fighting. The following day, patrols swept the area, to find 638 bodies at a cost of 530 men lost in battle and sickness from 21 Brigade's four battalions.




- **Port Moresby** Air battles were fought over Port Moresby from March 21 to May 9, 1942. RAAF No 75 Squadron, utilising Kittyhawk fighters fought with American pilots to repel the Japanese, on an almost daily basis. As American forces increased the Australians were able to be withdrawn to refresh. The battle of the Coral Sea and the defeat of the Japanese saw the threat to Moresby ended. Australian losses included 21 aircraft and 12 pilots.

- Java Sea** This was a naval engagement fought off the northern coast of Java on February 27, 1942. When allied forces became aware of a Japanese invasion convoy heading south, a large naval force was sent to intercept it. Involving heavy cruisers initially, a naval engagement began. The end result was the virtual destruction of the allied squadron, with the only result being a delay of one day in the Japanese invasion of Java.




- Long Tan** The best-known battle of the Vietnam War in which Australians were involved, occurred in Phuoc Tuy Province on August 18, 1966. B Company of 6RAR was sent out from Nui Dat to investigate enemy movements. D Company then took over from B Company and began a sweep of a rubber plantation north of a derelict village called Long Tan. 11 Platoon had a brief clash with enemy in the early afternoon. Later the fire increase and 10 Platoon was sent to assist, it also coming under very heavy fire. In late afternoon, 12 Platoon set out to assist the embattled Australians. In heavy rain, visibility was cut to 70m. Heavy artillery assisted to protect the Australians. Reinforcements including personnel carriers rushed to assist. The firefights ceased as night fell. It was estimated that in this stunning victory Australians faced a force of over 1000 with a further 1500 in reserve, from the Vietnamese D445 Battalion and 275th Main Force. Australians lost 17 mates in the battle and the enemy, in excess of 245. The win had thwarted the Viet Cong plans for the province and set a psychological advantage for the Australians.



- Tobruk** The Siege of Tobruk, at which the Australian and British troops so nobly earned their respected name of the ‘Rats of Tobruk’ by virtue of their tunnelling and hole-digging occurred between April 11 and December 7, 1941. Rommel, in leading his combined

Afrikakorps and Italian divisions attempted to capture the port, to use it as a supply base. The combined artillery, tank and infantry forces, supported by air



assaults by all axis forces made a number of attacks. Whilst many Australians were withdrawn towards the end of the siege, the 2/13th battalion was still involved in the closing stages. Eventually, Rommel's forces moved westwards to by pass the Tobruk garrison.

- **Kokoda** From July to November 1942, the Japanese sought to capture Port Moresby by an overland route from the Gona, Sanananda, Buna area. The Japanese made good progress initially, meeting the Australian 39th Battalion at Awala. In sever fighting, along mountain tracks, battles at Kokoda, Isurava, Efogi, Myola, Ioribaiwa were burnt into Australian history and national pride. The Australians eventually retook Kokoda on November 2. Australians lost 607 dead and 1015 wounded with two to three times that number sick. Japanese losses are not known, but were considered to be on average about 75% of a commitment of a total force of 6000. The Kokoda Track was a battle of small groups over large distances, that provided treacherous conditions and horrendous environments.

My Records – Grade=_____

Day 1

Match	Practice	Score	Place
The Fromelles	Application	/50	
	Rapid	/50	
	Total	/100	
The Sea of Marmara	Rapid	/50	
	Single Tap	/50	
	Total	/100	
Ctesiphon	Single Tap	/25	
	Rapid	/25	
	Total	/50	
The Gona	Total	/250	

Day 2

Match	Practice	Score	Place
The Port Moresby	Rapid	/50	
	Total	/50	
The Java Sea	Rapid	/50	
	Single Tap	/50	
	Total	/100	
The Long Tan	Rapid	/50	
	Single Tap	/50	
	Total	/100	
The Tobruk	Total	/250	

Grand Aggregate : The Kokoda

Grand Aggregate Score = _____

Place = _____

**The
ANZAC
Range
Service Rifle
Championships**

The Coordinators thank you for your participation in the ANZAC Range Service Rifle Championships. We hope the match will continue to be an annual event and we would like your opinions on any of the following (even if you can **only give one positive comment and one way we could improve the competition, it would be greatly appreciated**).

The Ranges and Matches

The Costs and Medals/Patches

The Butts Squadding

Refreshments

The Grading of Competitors

The Awards

Any other items

**The ANZAC Range
Service Rifle
Championships 2010
ENTRY FORM**

Name: _____
(Family Name) (Given Name)

Club: _____ Member No. _____

Shooter's Licence No. _____ Sighted.....

Mailing address: _____
(PO Box / Street/Road/Avenue)
_____ Suburb/Town Postcode

Phone: _____ Mobile: _____

Email: _____

Category

Normal grade: Circle A B C

Standard [] Modified [] Sniper [] Open []

Veteran [] Lady [] Under 25 []

I certify the above grade to be a fair and true indication of an appropriate rating of this shooter's capability:

Name: _____ Signature: _____

Club Office Held: _____

Entry – Please tick appropriate choices

- | | | | |
|-----|------------------|----------------------|------|
| [] | 2 day entry | (Days 1 & 2) | \$60 |
| [] | 1 day entry | (Day 1) | \$35 |
| [] | 1 day entry | (Day 2) | \$30 |
| [] | Team match entry | (payable on the day) | \$5 |

Cheque/cash for \$.....

**RETURN TO The Coordinators,
ANZAC Range Service Rifle Championships
ANZAC RANGE
Franklin St
MALABAR**

Extract from the SSRs – Ch 16 Revised (to be implemented 2011)

The extract from Ch 16 below is provided to ensure competitors are aware of the rules that will be applied to this match. It particularly clarifies rules relating to rifle classifications. Competitors may wish to review the entire revised Ch 16 on the MRCA website.

National Rifle Association of Australia

Chapter 16

SERVICE RIFLE SHOOTING

16.1 Introduction

- 16.1.1 These rules specify the procedures that are to be followed in all Local, District, State and National Open events. Competitions are to be conducted with regards to the convening body offering four classes of rifle for competition purposes, namely, Standard, Modified, Sniper and Open Class.
- 16.1.2 Where a competitor wishes to challenge the organiser's determination of class of rifle, it is the competitor's responsibility to provide acceptable written proof of his claim. However, the organiser's decision after considering any claim shall be binding for the purposes of the event in question.
- 16.1.3 These rules may be modified for Local, District and Club level events at the discretion of the local organising body with regard to modification of rifle, dress and equipment, conduct of shooting, marking and scoring and the method of exposing the targets only.

16.2 Class of Rifle

16.2.1 STANDARD CLASS

Military type rifles with turn bolt, straight-pull or hinged block actions that meet the following criteria may be used in Standard Class:

- a. The rifle must have been on general service issue within the defence forces of a nation (excluding sniper rifles), to the soldier, sailor, airman or marine.
- b. The rifle must be externally complete as issued with the stock, sights, barrel and sling being of original service pattern. Replacement barrels need not have bayonet lugs but must be of the original service profile. Faithful reproduction stocks and slings are permitted provided the rifle is still externally complete as issued.
- c. The calibre of ammunition used in the rifle must be one of the original service issued calibres.

16.2.2 MODIFIED CLASS

Modified Class weapons include military type Bolt Action rifles that differ from the Standard Class definition by virtue of being of non-original calibre, modified stocking, after-market sights (non optical), barrels of different original service profile, recoil pads, magazine adaptations and military type sling.

16.2.3 SNIPER CLASS

Only original genuine issue military sniper rifles, or faithful reproductions, may be used in this class.

16.2.4 OPEN CLASS

Open Class weapons include any rifle with any sighting system that is clearly not of original military heritage/style.

16.3 Rifle Components

16.3.1 Sights

- 16.3.1.1 **Standard:** There is to be no adjustment of the foresight upon the commencement of the match. The match is deemed to have commenced from the firing of the first sighting shot. The rear sight may be adjusted for both elevation and wind during the course of the match, provided the rifle is as issued. Sights may be blackened, or definition applied, but no non original fittings or fixtures may be used to shade the sights or alter the originality of the rifle. Back sight lenses or filters are not permitted.
- 16.3.1.2 **Modified Class:** Any modified rifle that is fitted with an adjustable rear sight wind arm, e.g., Central Sight, is permitted to be adjusted for wind and elevation during the course of the match. There is to be no adjustment of the foresight upon the commencement of the match. The match is deemed to have commenced from the firing of the first sighting shot.
- 16.3.1.3 **Open Class:** There is no restriction applied to sight adjustments.
- 16.3.1.4 **Sniper Class:** There is no restriction applied to sight adjustments.

16.3.2 Slings

16.3.2.1 **Standard, Modified and Sniper Class:** A sling if fitted may be used as an aid to steadiness. There is no necessity for the sling to have been on general service issue to the particular rifle being used but it must be of a service type/style or faithful reproduction. It may be attached to either one or two sling swivels or fixing points. The sling may be placed around one arm and/or wrist but not around any other part of the firer's body. The sling may be wrapped around the fore end of the rifle. The sling must not be attached to the rifle in such a manner as to prevent the firer from carrying out weapon handling drills safely. If a sling is fitted and not used, it may drape on the ground.

Additional note for Lee Enfield's: Use of the Competition Sling Swivel, also known as the Kingscrew Swivel, is not as issued. This swivel was an accessory for target rifle shooters and snipers. It may be fitted but not used on a Standard Class firearm. It may however be used on Modified Class, Open and Sniper Class firearms.

16.3.2.2 **Open Class:** There are no sling type or style restrictions but the safety criteria for carrying out weapon handling drills safely are paramount.

16.3.3 Triggers

16.3.3.1 **Standard, Modified and Sniper Class:** All triggers shall have a minimum trigger weight of 1.5kg.

16.3.3.2 Match triggers are not permitted in Standard, Modified or Sniper Class, but no restrictions apply to Open Class.

16.3.4 Safety Catch

16.3.4.1 If originally fitted, all rifles are to have a functioning safety catch.

16.3.5 Barrels

16.3.5.1 As per the provisions of 3.1.4.2, muzzle brakes/blast deflectors are not permitted to be used on any class of rifle. Muzzle brakes/blast deflectors are not to be confused with flash eliminators.

16.4 Dress and Equipment

16.4.1 Clothing:

16.4.1.1 All clothing must be of a soft, flexible and pliable material, which does not materially change its physical characteristics under commonly encountered shooting conditions. These same general specifications apply to any lining, seam and any normal tailoring reinforcements. The clothing worn would be normally described as street or field clothing and may be of a suitable robust construction for the purpose intended.

16.4.1.2 Specially constructed shooting coats, jackets, trousers, (as used in Small Bore and Full Bore) etc, are not permitted.

16.4.1.3 Elbow and shoulder pads may be sewn onto or strapped to the outer garments but must not be more extensive than is necessary to protect the elbow and shoulder area. No other padding is permitted.

16.4.1.4 Any straps, buttons, cuffs, hooks, laces, pockets, bindings, or any other device, whether a normal part of the garments construction or not, that may be construed as providing artificial support for the rifle, sling or competitors limbs or torso, are not permitted in either the outer or under garments.

16.4.1.5 **Footwear:** Full cover footwear must be worn at all times. Bare feet, thongs, sandals, etc, are not permitted on the firing mound or in the butts.

16.4.1.6 **Headgear:** Specialist Target Rifle shooting hats are not to be worn. Should a competitor accidentally lose their hat forward of the firing mound during the practice, they are not to retrieve it until the practice is complete and all rifles are cleared. If the headdress is lost to the sides or to the rear, the competitor may retrieve it, provided it is safe to do so.

16.4.1.7 **Wet Weather Gear:** Wet weather clothing may be worn but must not be more extensive than is necessary.

16.4.2 Hearing Protection

16.4.2.1 Hearing protection is mandatory for all competitors and range staff whilst on the firing mound. It is recommended that competitors, range staff and observers, wear appropriate hearing protection whilst in the vicinity of the firing mound or in the butts.

16.4.3 Gloves

16.4.3.1 Gloves and shooting mitts of any type or style are not permitted in Standard Modified Class or Sniper Class. No restrictions apply in Open Class.